


**AGILITY INHAND** Horses will be in a halter with a long leadrope. Whips and sticks are not permitted. A loose lead is to be maintained throughout. 5 Obstacles, each marked out of 10 (5 points for successfully completing the obstacle, 5 points for horsemanship). Please ensure that you leave enough space to negotiate the obstacles safely.

### 1. Jump

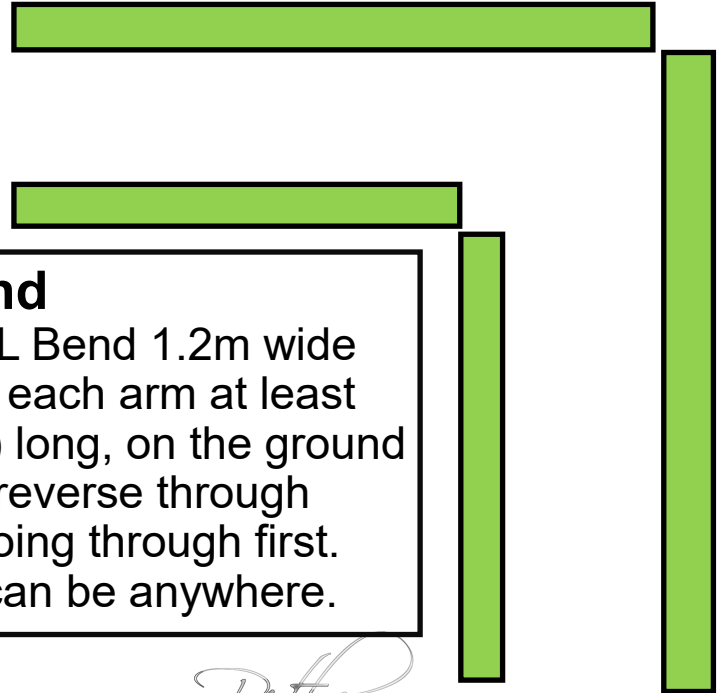
Jump can be any height. Handler to trot with horse to jump. Horse to jump, handler goes around, but does not jump.



**START/FINISH**

### 2. L Bend

Create a L Bend 1.2m wide (4ft), with each arm at least 1.5m (5ft) long, on the ground. Horse to reverse through without going through first. Handler can be anywhere.



*Biftess Inc*




### 5. Wait

Position horse at Marker A, place rope over horse's back and ask horse to stand. Handler walks to Marker B 5m/16ft away and counts to 5, while horse waits, before returning to horse, and walking to the finish.



### 3. Pole

Horse to side-pass over a pole on the ground (at least 1.2m/4ft long). The forefeet remain on one side of the pole, and hindfeet on the other



### 4. Figure of 8

Lead horse at trot around 2 barrels or markers 5m (16 ft) apart in a figure of 8 pattern. Handler maintains a consistent leading position

